

Cara Aktivasi DOI Menggunakan XML OJS 3

Padjrin

(Ketua RJI Sumatera Selatan)



contact@relawanjurnal.id



<https://www.relawanjurnal.id>

Setting DOI

- Login sebagai Journal Manager atau Editor Journal

← → ↻ 🏠 | jurnal.radenfatah.ac.id/index.php/intizar/login | ☆ ⚙️ 🔍

Universitas Islam Negeri Raden Fatah Palembang
LEMBAGA PENELITIAN DAN PENGABDIAN
KEPADA MASYARAKAT (LP2M)

INTIZAR

http://jurnal.radenfatah.ac.id/index.php/intizar

p-ISSN: 1412-1697
e-ISSN: 2477-3816

Register Login

Intizar Archives Current Announcements About ▾

Home / Login

Username

padjrindha

Password

Password

[Forgot your password?](#)

☒ Keep me logged in

Login Register

INTIZAR

:: E-ISSN 2477-3816 ::

:: P-ISSN 1412-1697 ::

POLICIES

[Editorial Team](#)

[Reviewer](#)

[Focus and Scope](#)

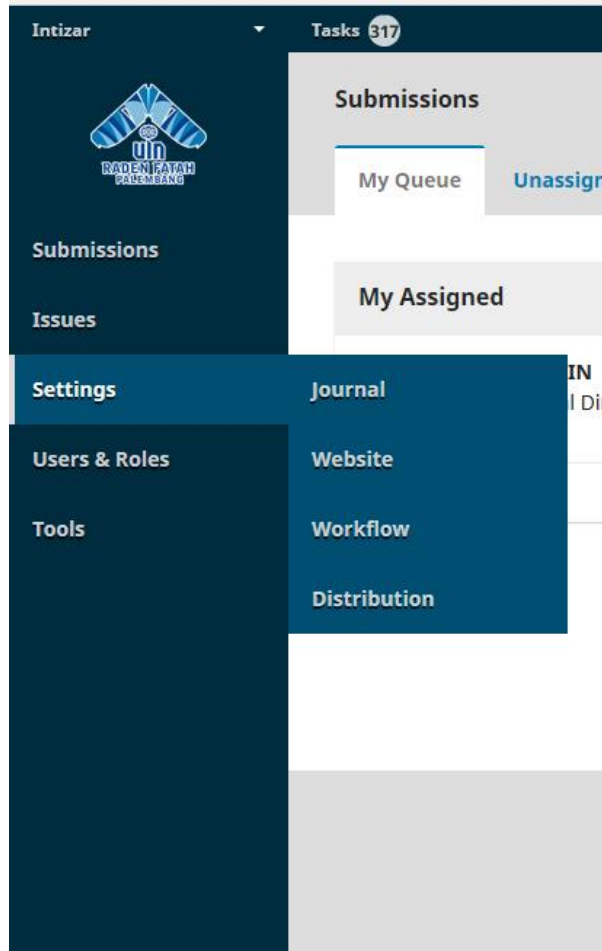
[Peer Review Policy](#)

[Publication Frequency](#)

[Open Access Policy](#)

[Publication Ethics](#)

- Setting > Website > Plugin > DOI > Setting



Tasks 317		
Payment Plugins (2)		
Manual Fee Payment	The manager will manually record receipt of a user's payment (outside of this software).	<input checked="" type="checkbox"/>
Paypal Fee Payment	Payments will be processed using the PayPal service.	<input type="checkbox"/>
Public Identifier Plugins (2)		
▼ DOI	This plugin enables the assignment of the Digital Object Identifiers to issues, articles and galley in OJS.	<input checked="" type="checkbox"/>
Settings		
URN	This plugin enables the assignment of the Uniform Resource Names to the issues, articles and galley in OJS.	<input type="checkbox"/>
Report Plugins (5)		
▶ View Report	This plugin implements a CSV report describing readership for each article.	<input checked="" type="checkbox"/>
▶ COUNTER Reports	The COUNTER plugin allows reporting on journal activity, using the COUNTER standard. These reports alone do not make a journal COUNTER compliant. To offer COUNTER compliance, review	<input checked="" type="checkbox"/>

• Setting

DOI ✕

Please configure the DOI plugin to be able to manage and use DOIs in OJS:

Journal Content

Please select the publishing objects that will have Digital Object Identifiers (DOI) assigned:

☒ Issues

☒ Articles

☐ Galleys

DOI Prefix

The DOI Prefix is assigned by registration agencies (e.g. [Crossref](#)) and is in the format 10.xxxx (e.g. 10.1234):

DOI Prefix *

DOI Suffix

A DOI suffix can take any form, but must be unique among all publishing objects with the same DOI prefix assigned:

☒ Use default patterns.
%j.v%vi%i for issues
%j.v%vi%i.%a for articles
%j.v%vi%i.%a.g%g for galleys.

- ✓ Cukup dicentang Issues dan articles
- ✓ Isi nomor prefix. Jika mengurus dengan RJI. Silakan akses <http://doi.relawanjurnal.id/member.html>
- ✓ Untuk DOI suffix, setting default saja
- ✓ Rumus mudah mengingat DOI:

Contoh:

<https://doi.org/10.19109/intizar.v25i1.3188>

10.19109: nomor prefix

intizar: journal initials

v: volume

i: issue

3188: kode artikel

• Setting (Lanjutan)

☐ Enter an individual DOI suffix for each published item. You'll find an additional DOI input field on each item's meta-data page.

☐ Use the pattern entered below to generate DOI suffixes. Use %j for journal initials, %v for the volume number, %i for the issue number, %Y for the year, %a for the OJS article ID, %g for the OJS galley ID, %f for the OJS file ID, %p for the page number and %x for "Custom Identifier".

For example, vol%viss%i%pp%p could create a DOI such as 10.1234/vol3iss2pp230

<input type="text"/>	<input type="text"/>
<i>for issues</i>	<i>for articles</i>
<input type="text"/>	
<i>for galleys</i>	

Reassign DOIs

If you change your DOI configuration, DOIs that have already been assigned will not be affected. Once the DOI configuration is saved, use this button to clear all existing DOIs so that the new settings will take effect with existing objects.

[Reassign DOIs](#)

Assign DOIs

Assign DOIs to all published journal objects that have not been assigned DOIs. This action can not be used with the individual suffix configuration. If you have modified the DOI configuration above, please save your changes before initiating this action. Assigning DOIs may take a long time, depending on the number of published objects in the journal.

[Assign DOIs](#)

<input type="button" value="Save"/>	<input type="button" value="Cancel"/>
-------------------------------------	---------------------------------------

- ✓ Reassign DOIs digunakan jika ada perubahan pada DOI misalnya nomor prefix (Saran: tidak perlu diklik)
- ✓ Assign DOIs digunakan untuk memberi nomor doi pada seluruh artikel yang sudah diterbitkan (Saran: tidak perlu diklik)
- ✓ Klik SAVE, jika sudah selesai

• Setting di Artikel

The image displays two screenshots of a web form titled "Submission and Publication Metadata". The form has two tabs: "Submission" and "Identifiers".

Top Screenshot (Before Assignment):

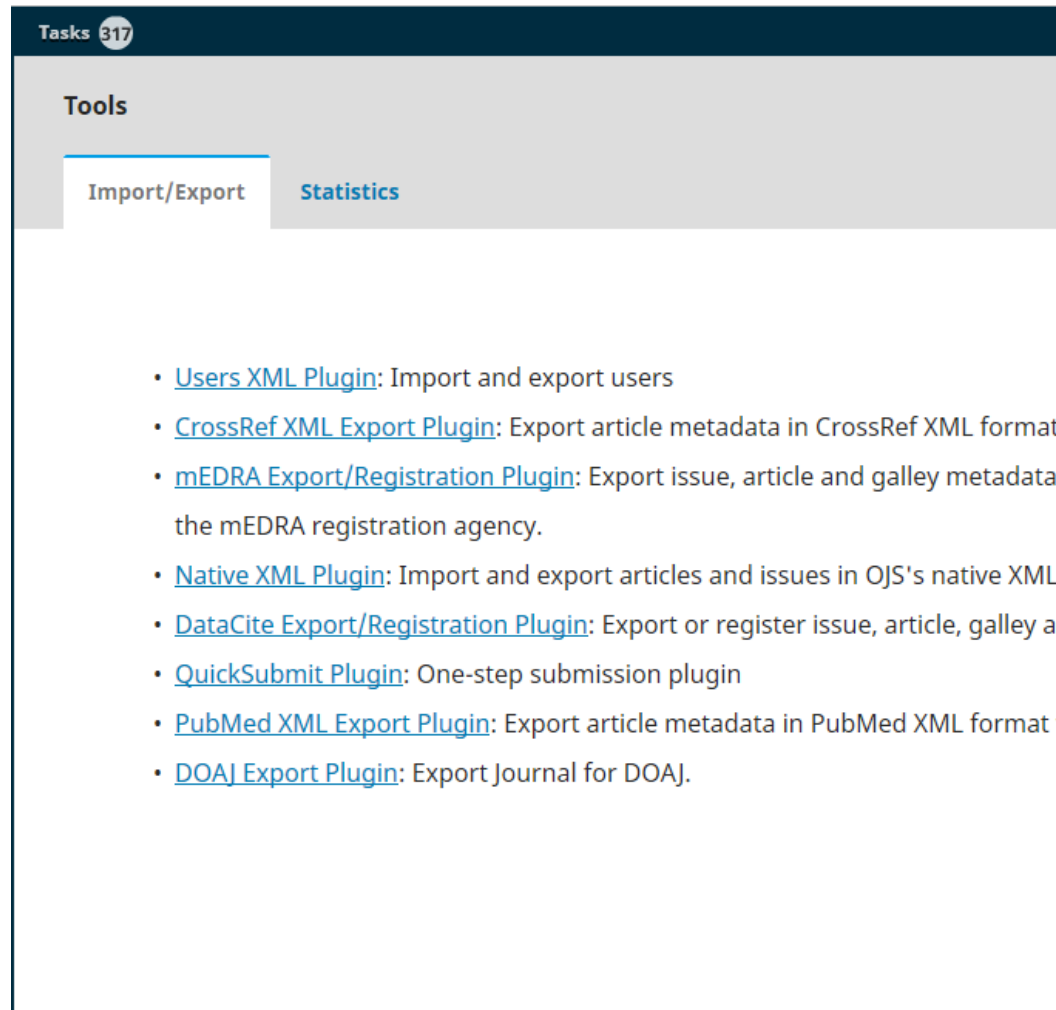
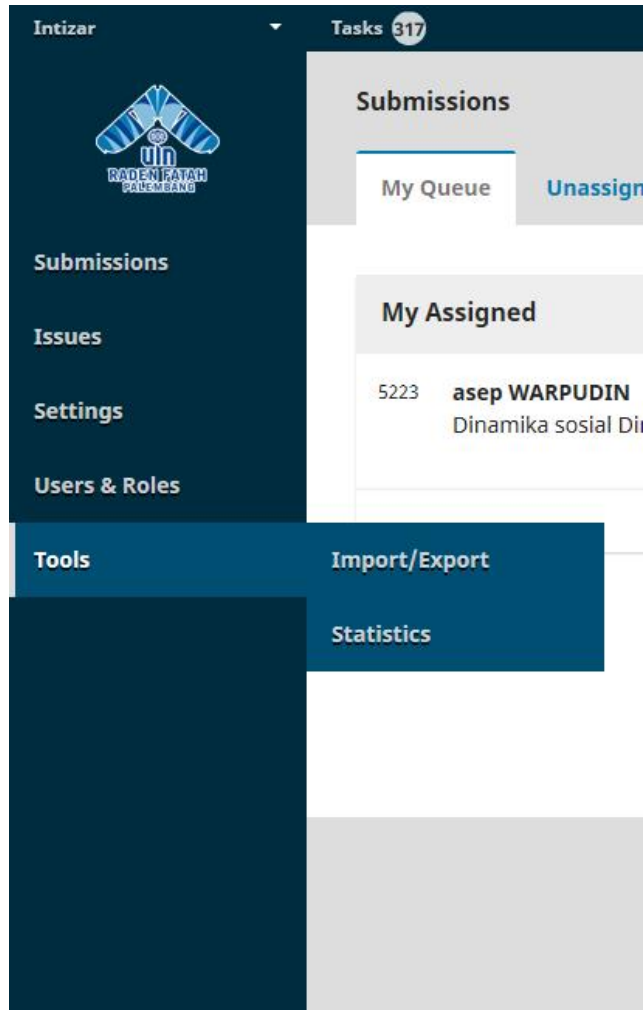
- The "Identifiers" tab is active.
- There is a text input field for "Public URL identifier".
- Below it, the "DOI" field contains the text "10.19109/intizar.v%v1%5223".
- A message below the DOI field states: "The DOI cannot be assigned because it contains an unresolved pattern."
- At the bottom, there are "Save" and "Cancel" buttons.

Bottom Screenshot (After Assignment):

- The "Identifiers" tab is active.
- The "Public URL identifier" field is empty.
- The "DOI" field now contains the text "10.19109/intizar.v25i2.5030".
- A message below the DOI field states: "The DOI is assigned to this article."
- A new button labeled "Clear DOI" appears below the message.
- At the bottom, there are "Save" and "Cancel" buttons.

- ✓ Klik submission
- ✓ Cari artikel yang mau diberikan nomor DOI
- ✓ Klik submission > metadata > identifiers
- ✓ Contoh artikel yang belum diberikan DOI karena artikel belum terbit (gambar atas)
- ✓ Contoh artikel yang sudah diberikan DOI karena artikel sudah terbit (gambar bawah)
- ✓ Jika pengaturan DOI-nya **DEFAULT**, maka otomatis akan setting sendiri (gambar bawah)
- ✓ **PEMBERIAN NOMOR DOI HANYA BISA DIBERIKAN PADA ARTIKEL YANG SUDAH TERBIT**

• Export XML DOI



- ✓ Tools
- ✓ Import/Export
- ✓ Crossref XML Export Plugin

- [Users XML Plugin](#): Import and export users
- [CrossRef XML Export Plugin](#): Export article metadata in CrossRef XML format.
- [mEDRA Export/Registration Plugin](#): Export issue, article and galley metadata in the mEDRA registration agency.
- [Native XML Plugin](#): Import and export articles and issues in OJS's native XML format.
- [DataCite Export/Registration Plugin](#): Export or register issue, article, galley and issue metadata in DataCite XML format.
- [QuickSubmit Plugin](#): One-step submission plugin
- [PubMed XML Export Plugin](#): Export article metadata in PubMed XML format for PubMed.
- [DOAJ Export Plugin](#): Export Journal for DOAJ.

• Export XML DOI (Lanjutan)

Settings Articles

[DOI Plugin Settings](#)

The following items are required for a successful CrossRef deposit.

Depositor name *

Depositor email *

If you would like to use this plugin to register Digital Object Identifiers (DOIs) directly with CrossRef you will need a username and password you can still export into the CrossRef XML format, but you cannot register your DOIs with CrossRef from within I

Username

Password

Please note that the password will be saved as plain text, i.e. not encrypted.

☐ OJS will deposit assigned DOIs automatically to CrossRef. Please note that this may take a short amount of time after p

☐ Use the CrossRef test API (testing environment) for the DOI deposit. Please do not forget to remove this option for the

Save Cancel

- ✓ Isikan nama dan email depositor, agar ketika ada pemberitahuan via email sukses atau tidaknya DOI yang diunggah di <https://doi.crossref.org>
- ✓ Klik Save

• Export XML DOI (Lanjutan)

Settings Articles

Articles

Article Title

Vol 25 No 2 (2019): Intizar

Any Status

Search

Select	ID	Author; Title
<input type="checkbox"/>	4591	Syefriyeni; Relativisme Etika Keyakinan Moral: Sebuah Itihad Etik Umar bin Khattab
<input type="checkbox"/>	4991	Ashari; Radikalisme dan Fundamentalisme dalam Islam: Sejarah, Paham dan Gerakannya serta Tafsir atas Ayat-Ayat Perang
<input type="checkbox"/>	5640	Fahri et al.; Moderasi Beragama di Indonesia
<input type="checkbox"/>	5608	Witro et al.; Self Maturity and Tasamuh As a Resolution of Religious Conflicts
<input type="checkbox"/>	4463	Yulasteriyani et al.; Kemiskinan Masyarakat di Indonesia: Perspektif Sosiologi Islam dan Fenomenologi Barat
<input type="checkbox"/>	5030	Septadina et al.; Gambaran Kualitas dan Kuantitas Salat serta Profil Kesehatan Jiwa Masyarakat Muslim di Kota Palembang

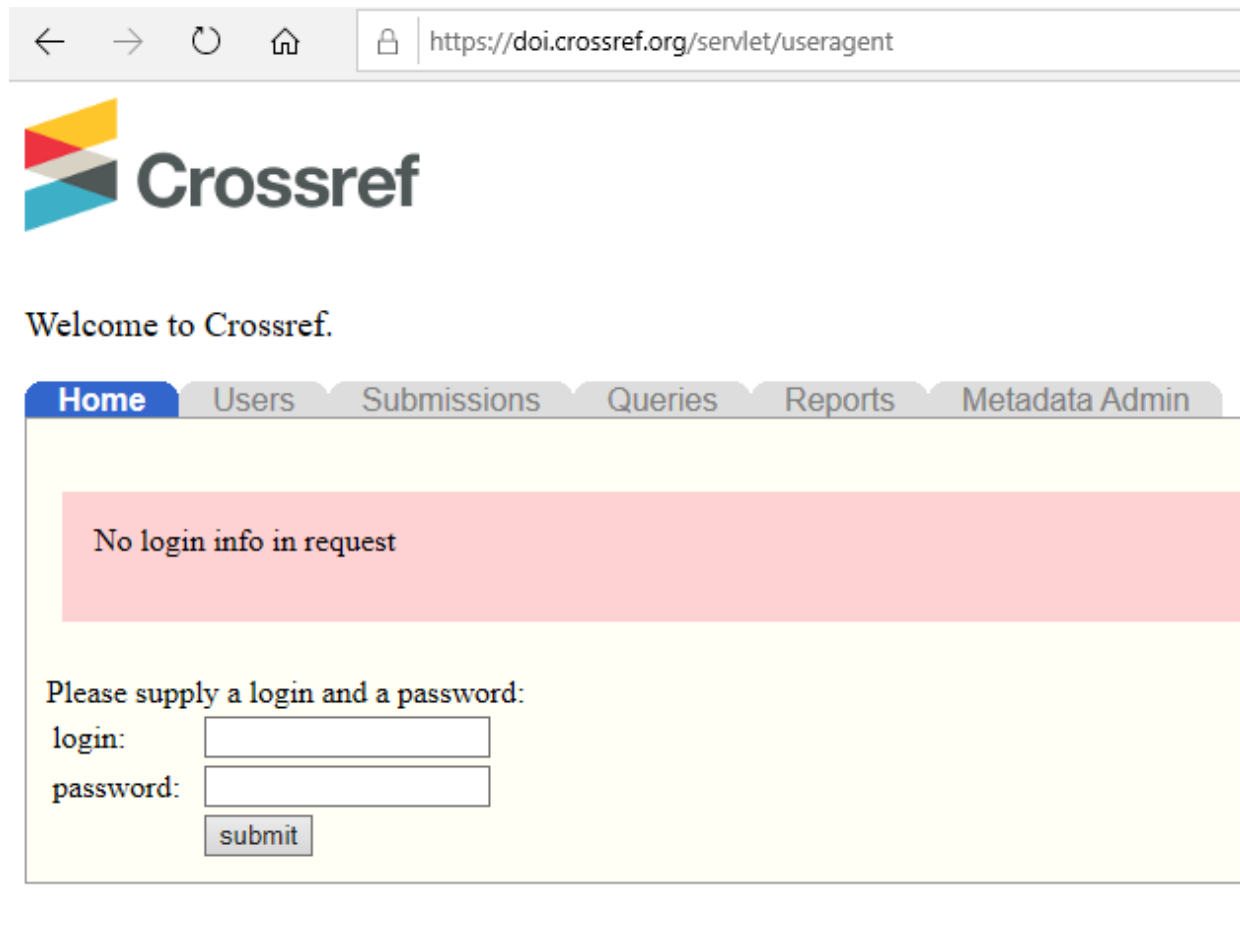
☒ Validate XML before the export and registration.

Submit Check status Download XML Mark active


- ✓ Disarankan export xml per issues
- ✓ Gunakan search (lihat gambar)
- ✓ Validate XML boleh dicentang atau tidak
- ✓ Klik **Download XML**
- ✓ Contoh file download

crossref-20200428-084209-articles-30.xml

- Unggah XML ke <https://doi.crossref.org>



← → ↻ 🏠 🔒 <https://doi.crossref.org/servlet/useragent>

 **Crossref**

Welcome to Crossref.

Home Users Submissions Queries Reports Metadata Admin

No login info in request

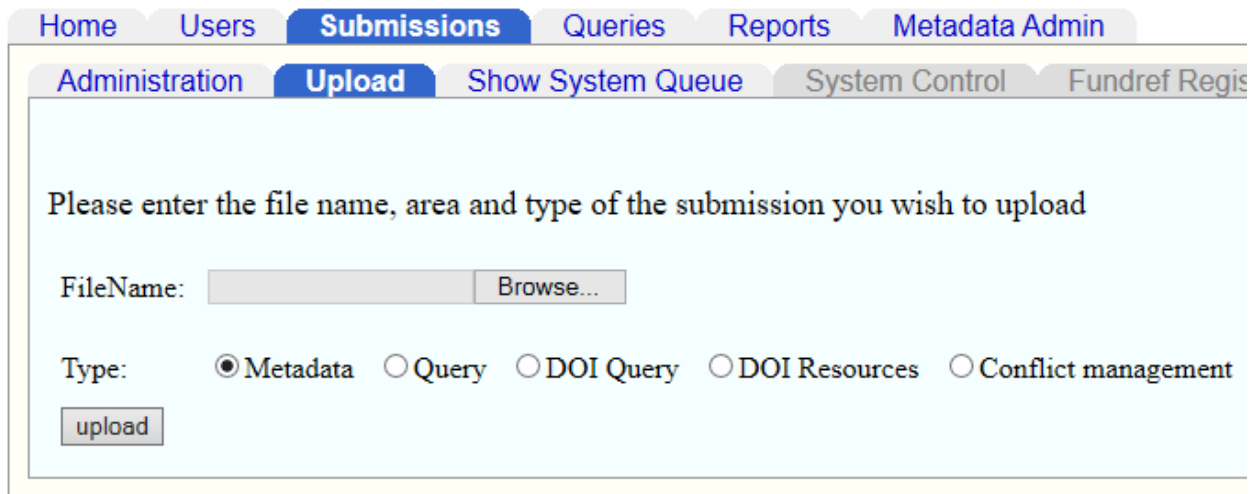
Please supply a login and a password:

login:

password:

- ✓ Persiapkan file XML yang sudah didownload
- ✓ Ingat kode login dan password

- Unggah XML ke <https://doi.crossref.org> (Lanjutan)




- ✓ Klik **Upload submissions** (gambar atas)
- ✓ Browse file XML yang diunduh (gambar bawah)
- ✓ Klik upload
- ✓ Setelah diupload, beberapa menit akan ada laporan di email (gambar samping)

```
</record_diagnostic>  
<record_diagnostic status="Success">  
  <doi>10.19109/intizar.v24i2.3128</doi>  
  <msg>Successfully added</msg>
```

Pendalaman Materi

- Pembelian Buku dapat menghubungi IG @rji_store / admin RJI





“Berbagi, Giatkan Publikasi”



Relawan Jurnal Indonesia



Jur_Indonesia



Relawan_Jurnal_Indonesia